

Part 1

La
Sol
Mi

1. Think it

Form - Strategies - Rhythms you know - melodies you know

Name: _____

Class: _____

Singing

Written:

2. Sing it

3. Form/Strategy

1	2	3	4	1	2	3	4	1	2	3	4	1	2	3	4		

4. Rhythms

5. Pitches

(Use mi, sol, la)

Part 2

0	1	2	3	4	1	2	3	4	1	2	3	4	1	2	3	4	

6. Label notes

(line or space rule?)

7. Write Notes on staff - Then add stems


8. Check the work with 2 people you trust

- *are the notes big enough?*
- *are the notes in the right place?*

Checker 1

Checker 2

9. Play on a xylophone with fingertips A(mi) C(Sol) D(la)





Jefferson Elementary Music Room

Mark Hansen, Principal
Paul Weller, Music Specialist

11331 Jefferson St. NE, Blaine, MN 55432
ph: 612-554-2005 email: pkweller@gmail.com

December 16, 2016

Dear Parents/Guardians,

The work attached to this letter is your child's attempt at creating their own melodic composition. Much like writing a story, this is a skill that needs to be developed and practiced using various strategies that we learn in the music room.




Here is what you should do:

1. Have your child explain what they created and how they created it
2. Have your child sing the song that they wrote using hand signs to show pitch high
3. Sign this letter
4. Have your child bring it back to the music room for credit.

Here is how I score the assignment & singing

Scoring Guide	
4	Fluent with no errors (wow)
3	Fluent with 1 or 2 errors (Yes, but...)
2	Help was needed (Sorta got it)
1	More practice needed (not yet)

Here are the required elements that were used to compose the song

Rhythm Elements			Melodic Elements	
Symbol	Name	Sound		
	Quarter note	Du		La
	Two 8th notes	Du-Day		Sol
	Quarter rest	Silence	Mi	

Parent/Guardian Signature
